

KPH75-12NE 12Volt 75Ah

Specifications

Nominal Voltage(V) **12V**

Nominal Capacity

10 hour rate	(7.5A to 10.80V)	75Ah
5 hour rate	(12.75A to 10.20V)	63.75Ah
1 hour rate	(45A to 9.60V)	45Ah
1 C	(75A to 9.60V)	47.5Ah

Weight **Approx. 24.4kg(53.68Lbs.)**

Internal Resistance (at 1KHz) **Approx. 5.5 mΩ**

Maximum Discharge Current for 5 seconds: **900A**

Charging Methods at 25°C (77°F)

Cycle use:

Charging Voltage **14.4 to 15.0V**

Coefficient **-5.0mV/°C/cell**

Maximum Charging Current : **22.5A**

Standby use:

Float Charging Voltage **13.5 to 13.8V**

Coefficient **-3.0mV/°C/cell**

Design Life **12 years**

Operating Temperature Range

Charge **-15°C (5°F) to 40°C (104°F)**

Discharge **-15°C (5°F) to 50°C (122°F)**

Storage **-15°C (5°F) to 40°C (104°F)**

Charge Retention (shelf life) at 20°C (68°F)

1 month **98%**

3 month **94%**

6 month **85%**

Case Material **ABS**

(UL94-V0 flame retardant case / cover)

Terminal **F8**

Description of torque value of hard ware for the terminals:

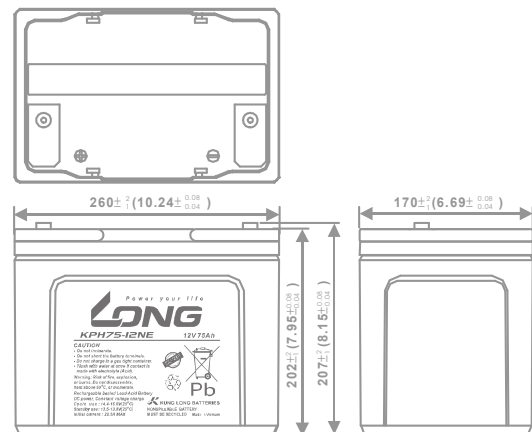
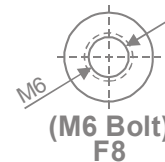
Recommended torque value **M6: 5.39 N-m (55kg-cm)**

Maximum allowable torque value **M6: 8.82 N-m (90kg-cm)**

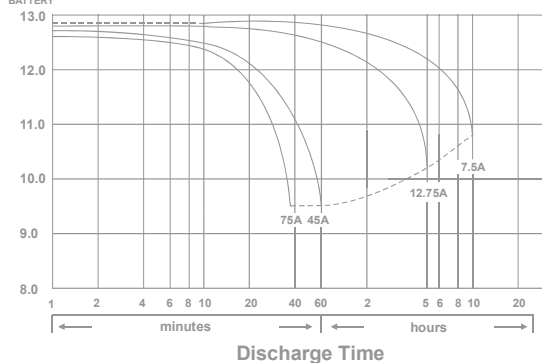


Dimensions

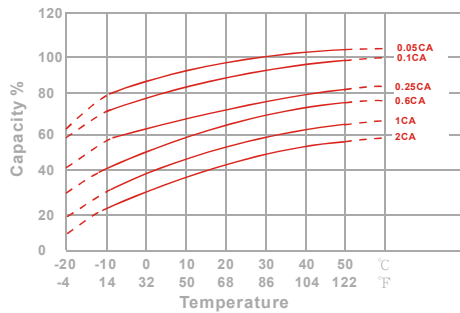
mm(inch)



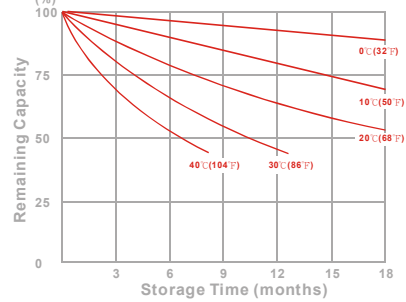
(V) FOR 12V BATTERY Discharge Time VS. Discharge Current (25°C)



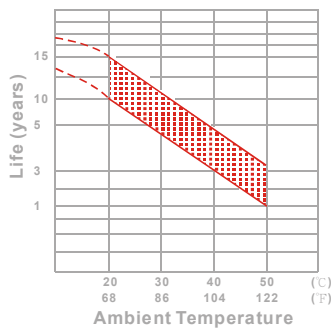
Effect of Temperature on Capacity 25°C(77°F)



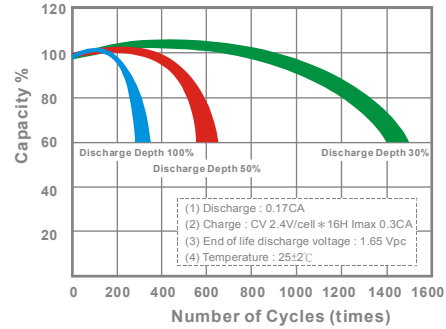
Capacity Retention Characteristic



Trickle (or float) Service Life



Cycle Service Life



- PERFORMANCE DATA

Discharge Rates in Watts to Various End Voltages at 25°C(77°F)

End Voltage		1.85V	1.80V	1.75V	1.70V	1.67V	1.65V	1.60V
Time								
5	min	2342	2470	2830	3003	3092	3179	3266
10	min	1603	1691	1937	2055	2117	2176	2236
15	min	1047	1324	1409	1612	1644	1689	1728
30	min	816	874	909	934	942	954	971
60	min	485	512	527	539	543	548	554
120	min	283	299	308	316	319	322	326
180	min	204	215	221	226	228	230	233
240	min	167	173	178	182	183	185	187
300	min	149	152	154	156	157	158	159
600	min	90.1	91.1	91.9	92.7	93.0	93.3	93.8
1200	min	47.1	47.8	48.4	48.9	49.2	49.4	49.7

- Discharge Rates in Amperes to Various End Voltages at 25°C(77°F)

End Voltage		1.85V	1.80V	1.75V	1.70V	1.67V	1.65V	1.60V
Time								
5	min	171	205	235	261	269	280	292
10	min	108	137	160	179	184	191	199
15	min	88.7	107	122	135	138	142	147
30	min	61.9	71.1	77.8	82.8	83.9	85.5	87.2
60	min	38.6	41.5	43.3	44.8	45.3	45.9	46.7
120	min	20.2	22.4	23.9	25.0	25.4	25.8	26.3
180	min	15.8	17.4	18.4	19.3	19.6	20.0	20.4
240	min	12.9	13.9	14.7	15.3	15.6	15.9	16.2
300	min	11.8	12.6	13.1	13.4	13.6	13.8	14.1
600	min	7.53	7.62	7.69	7.74	7.76	7.81	7.85
1200	min	3.87	3.93	3.98	4.02	4.03	4.05	4.08

All data on the spec. sheet is an average value:

The tolerance range : $X < 6\text{min}$ (+15%~-15%), $6\text{min} \leq X < 10\text{min}$ (+12%~-12%), $10\text{min} \leq X < 60\text{min}$ (+8%~-8%), $X \geq 60\text{min}$ (+5%~-5%)